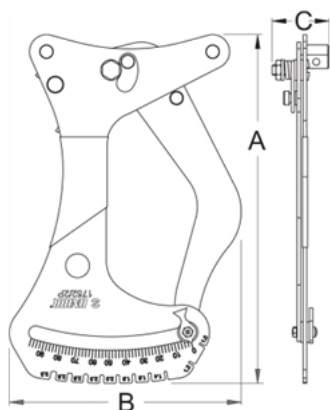


## Spoke tension meter - 1752/2







## Description

•

## How to use the tool:

• Unior's universal spoke tension meter measures the spoke tension on any kind of spoke. The analog spoke tension meter arrives calibrated and ready to use. To use, simply press the handle, position the spoke between the two pins and release the handle. The properly designed gauge is easy to read. Measured value, needs to be checked in the spoke information table, from where you read the actual tension, based upon the spoke specification. The printed table is included with the tool, together with more precise usage instructions. Additional included feature on the tool is also a spoke thickness gauge, which helps with the whole process. Simply insert the spoke in one of the upper openings and read the spoken thickness value.

## Technical Data

	A	B	C				
623302	205	130	34	700	S	1	-

## Packaging data

Retail tool packaging						Transport package			
	A	B	C			A1	B1	C1	
623302	207	244	44	700	1	207	244	44	700